



# Laity Survey Results

April/May 2008

The Roman Catholic  
Archdiocese  
of Port of Spain

## Background

In 2006/2007 the Geographical Information System Consultations (GIS) with the clergy, religious, councils, commissions, secretariats, ecclesial communities, vicariate and parish councils and the Archdiocesan Pastoral Council asked the Church to address several important issues.

During the second round of the consultations which focused on Strategic Planning and Human Resource the people of God asked the Church to move to consensus around six important issues, one of which was to develop a "Ministry Template" for the Catholic Parish based on the Mission of the Church, the needs of the people and a survey of current trends.

Consultation with the Laity was necessary to obtain their input and insight. During the period April 26 - May 4, a paper-based survey of the Catholic Laity was conducted in a cross-section of specifically chosen parishes throughout the Archdiocese.

The results of the Consultation helped to shape the Mission of the Church and the three Pastoral Priorities that will be taken to Synod 2009.

This report contains the results to the survey's 14 questions which covered several issues, some of which are as follows:

- Areas of assistance
- Issues relating to the priesthood
- Parish life
- How parishes approach church life compared to other parishes in T&T
- Expectations for improvement
- Financial accountability and vulnerability
- Requirements for parish to strengthen and grow
- Reasons for the high level of absenteeism from Church involvement
- Planning ahead

## Highlights of the Survey Results

### Age of respondents

	Age Range	Count	%
	15-17	124	7.30
	18-19	51	3.00
	20-24	108	6.30
	25-29	85	5.00
	30-34	79	4.60
	35-39	90	5.30
	40-44	134	7.90
	45-49	191	11.20
	50-59	327	19.20
	60-69	291	17.10
	70+	222	13.00
	<b>Total</b>	<b>1,702</b>	<b>100.00</b>
Did not respond		148	
<b>TOTAL</b>		<b>1,850</b>	

71% of respondents were female; 63% were 40 years or older.

### Occupation of respondents

	Count	%
Senior Managers/Professionals	252	21.80
Sub-Professionals	40	3.50
Semi-Professionals	158	13.70
Clerks	51	4.40
Service Personnel	72	6.20
Agriculture & Related	10	.90
Tradesmen/Women	66	5.70
Drivers/Operators of Heavy Machinery	38	3.30
Labourers/Housekeepers/Minimum Wage	37	3.20
Senior Military Officers	2	.20
Housewives	72	6.20
Students	21	1.80
Other	336	29.10
<b>Total</b>	<b>1,155</b>	<b>100.00</b>
Did not respond	695	
<b>Total</b>	<b>1,850</b>	

### Gender of respondents

Gender	Count	%
Male	501	28.90
Female	1,234	71.10
<b>TOTAL</b>	<b>1,735</b>	<b>100.00</b>
Did not respond	115	
<b>TOTAL</b>	<b>1,850</b>	

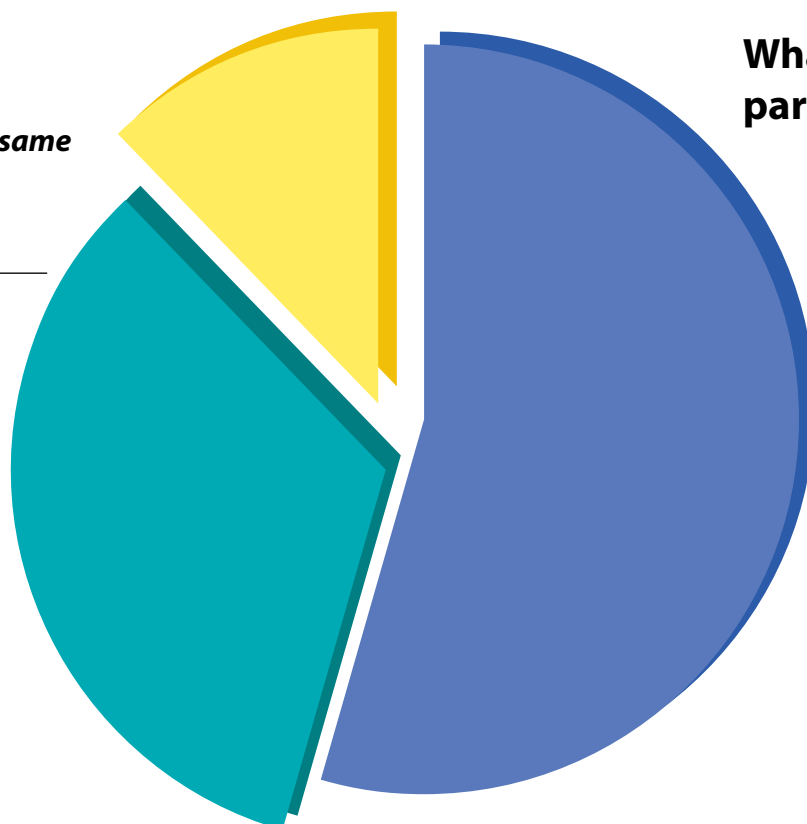
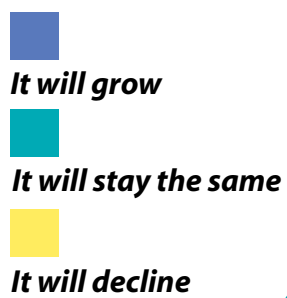
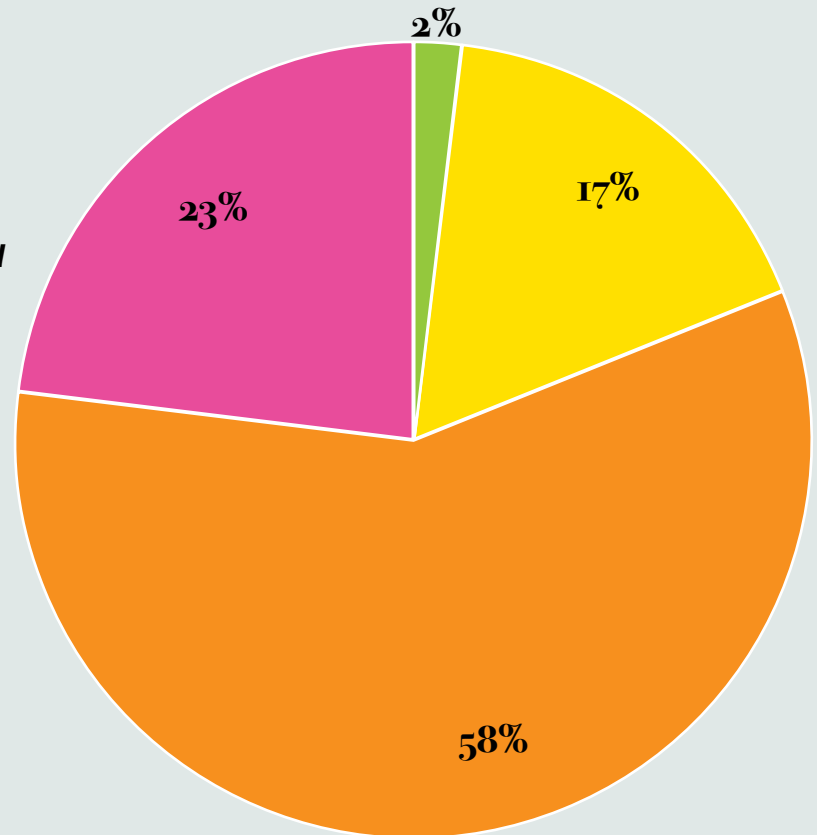
### Race of respondents

Race	Count	%
African	413	24.00
Indian	251	14.60
Mixed	898	52.20
Other	157	9.10
<b>TOTAL</b>	<b>1,719</b>	<b>100.00</b>
Did not respond	131	
<b>TOTAL</b>	<b>1,850</b>	

52% described themselves as racially mixed.

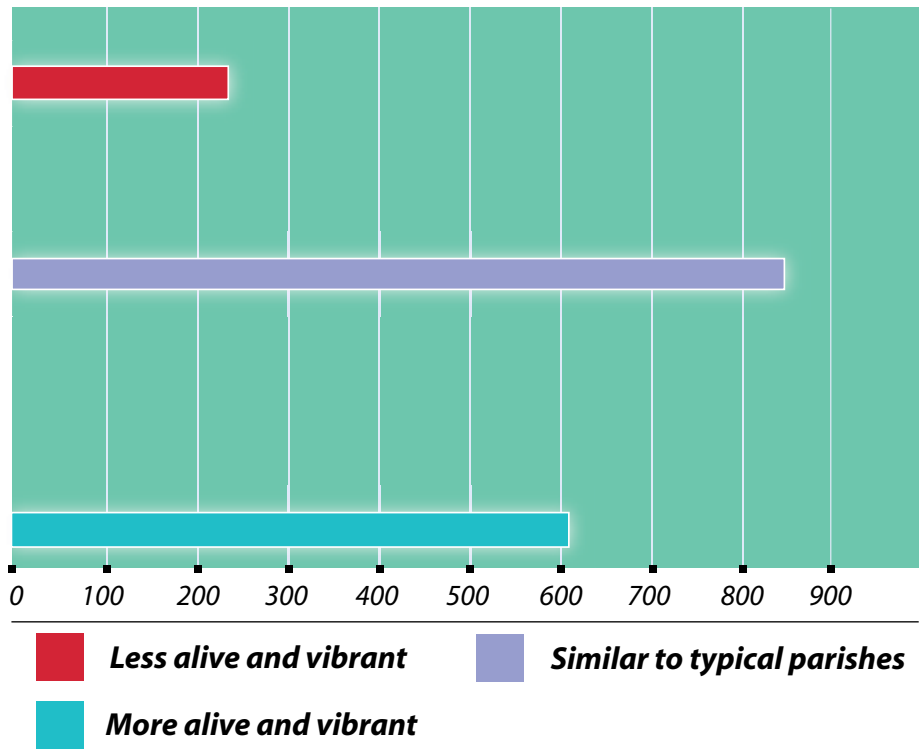
### How satisfied are you with parish life?

Responses	Count	%
Very satisfied	281	16.80
Satisfied	971	58.00
A little satisfied	392	23.40
Not at all satisfied	30	1.80
<b>TOTAL</b>	<b>1,674</b>	<b>100.00</b>
Did not respond	176	
<b>TOTAL</b>	<b>1,850</b>	



### What do you think will happen to your parish in the next five years?

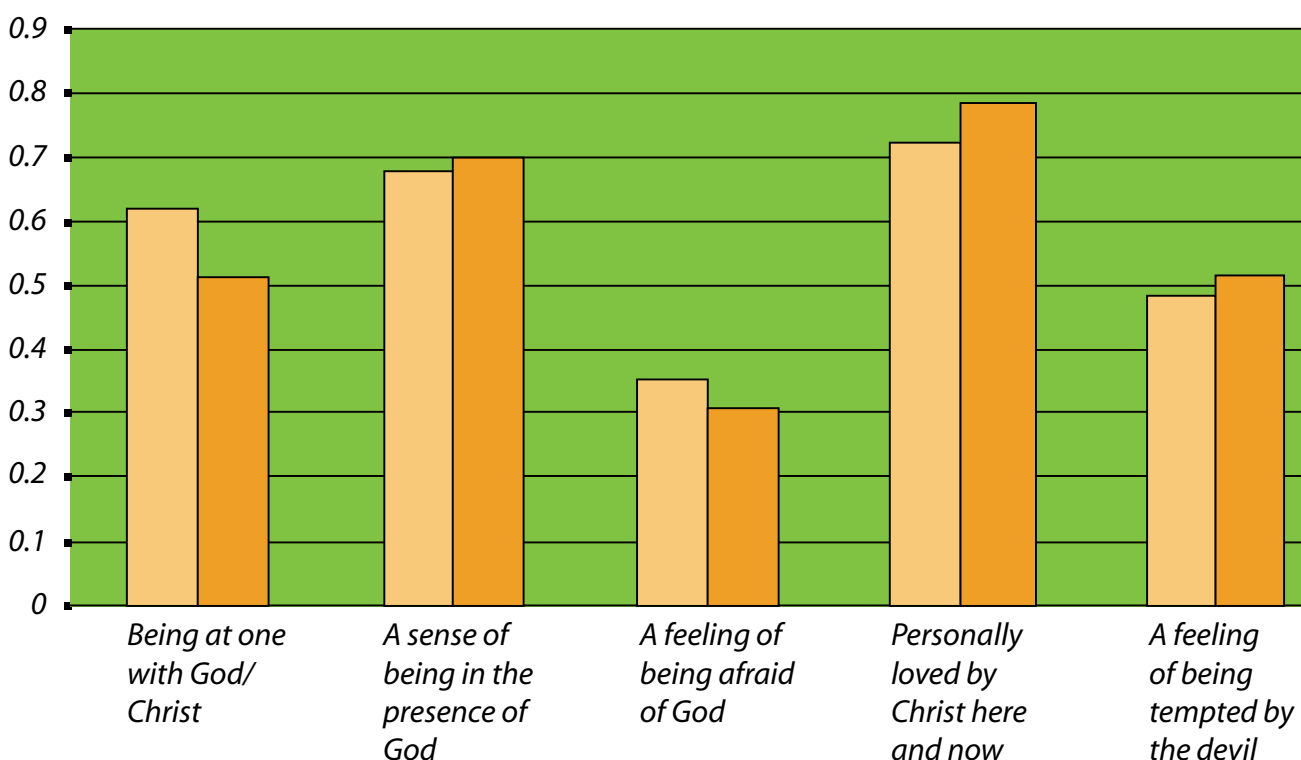
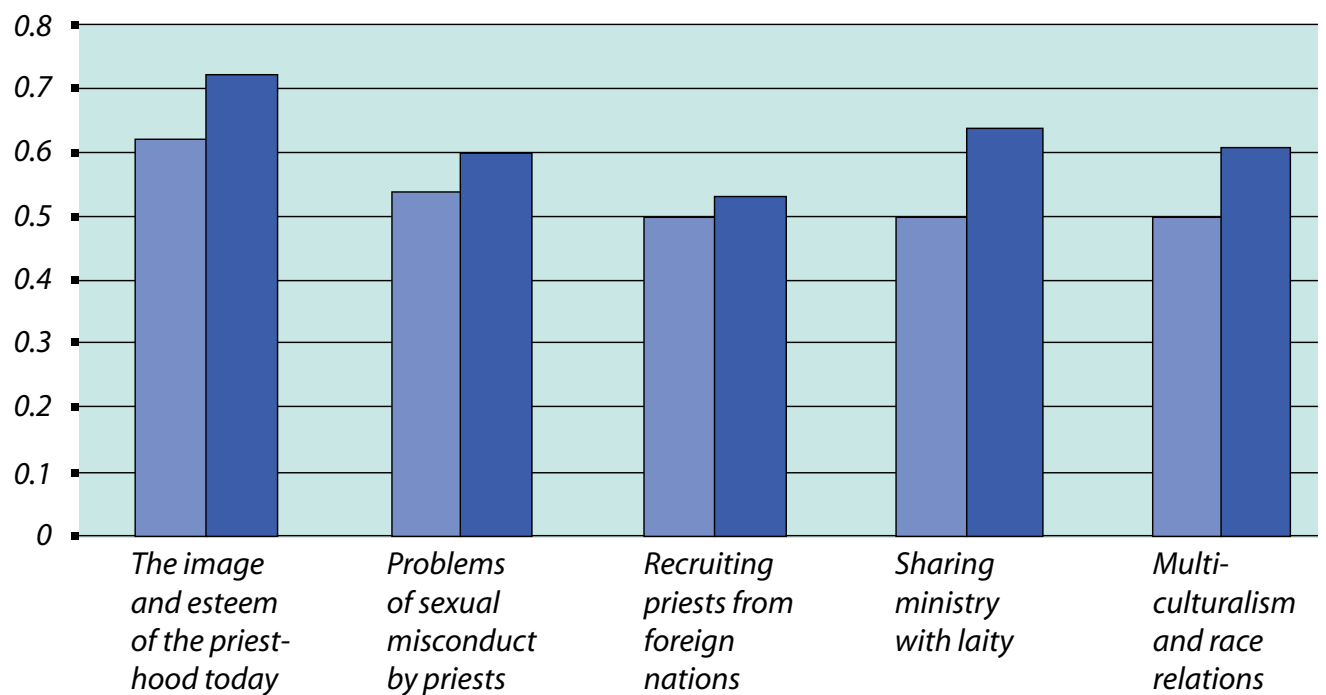
Responses	Count	%
It will grow	946	54.40
It will stay the same	583	33.50
It will decline	209	12.00
<b>TOTAL</b>	<b>1,738</b>	<b>100.00</b>
Did not respond	112	
<b>TOTAL</b>	<b>1,850</b>	



## How would you describe your parish's approach to church life?

Responses	Count	%
We are more alive and vibrant and tend to be more involved in the life of the parish than the typical parish	610	36
We are similar to typical Catholic parishes	847	50
We are less alive and vibrant and tend to be less involved than the typical parish	236	14
<b>TOTAL</b>	<b>1,693</b>	<b>100</b>
Did not respond	157	
<b>TOTAL</b>	<b>1,850</b>	

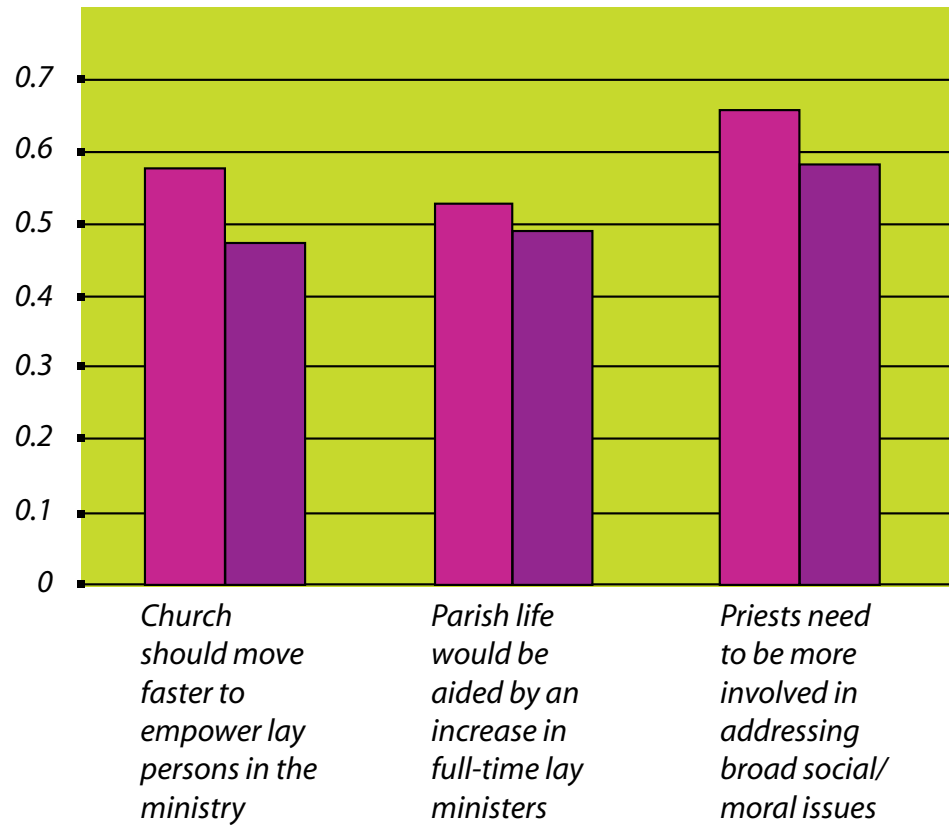
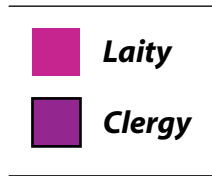
## Numerous issues relating to the priesthood are being discussed. How important to you would open discussion be in the following areas?



## During the past 2-3 years, how often have you experienced any of the following?



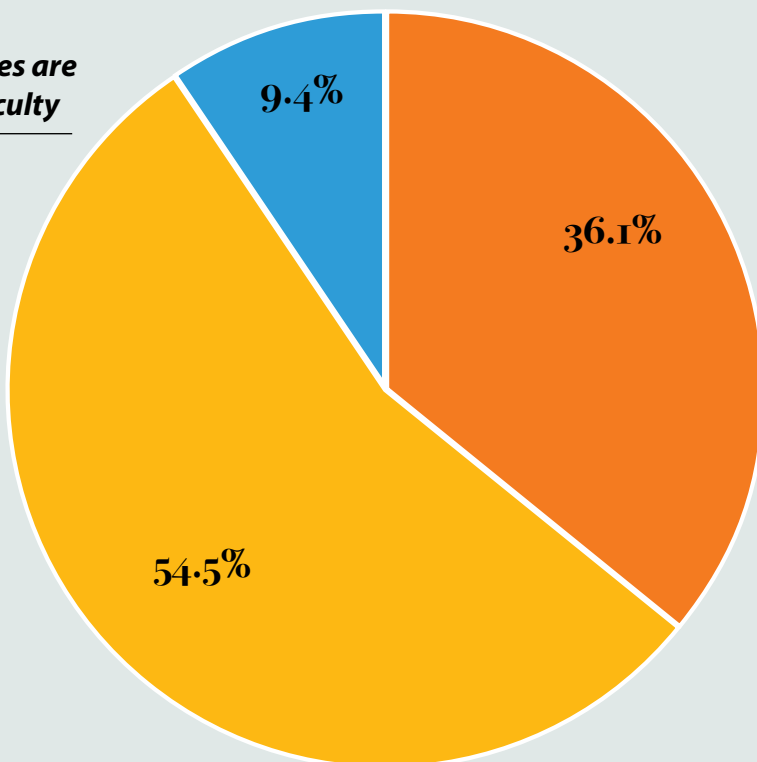
## Do you agree or disagree with these statements about priesthood and the Church today?



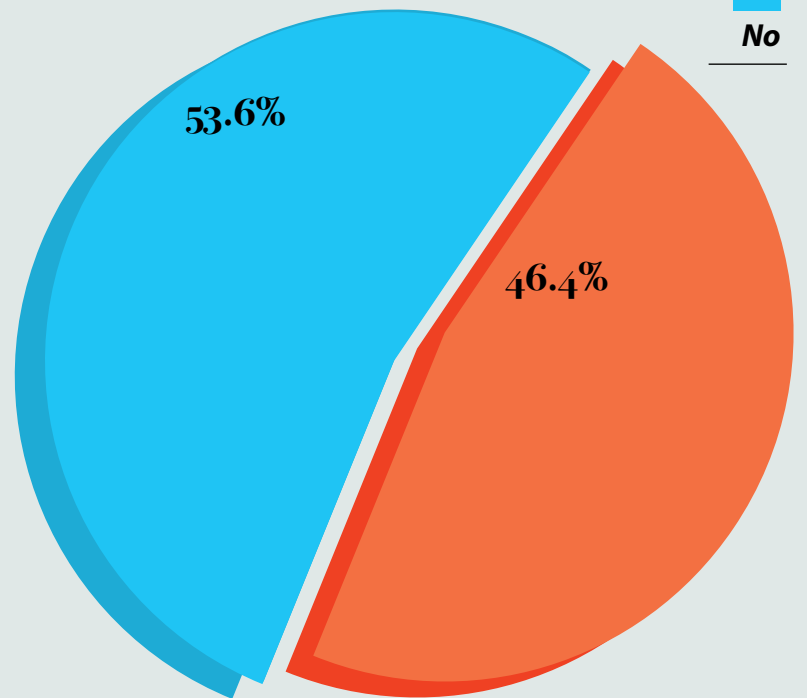
## What is the financial situation of your parish?



Responses	Count	%
Finances are good	587	36.10
Finances are tight but manageable	888	54.50
Finances are in difficulty	153	9.40
<b>TOTAL</b>	<b>1,628</b>	<b>100.00</b>
Did not respond	222	
<b>TOTAL</b>	<b>1,850</b>	

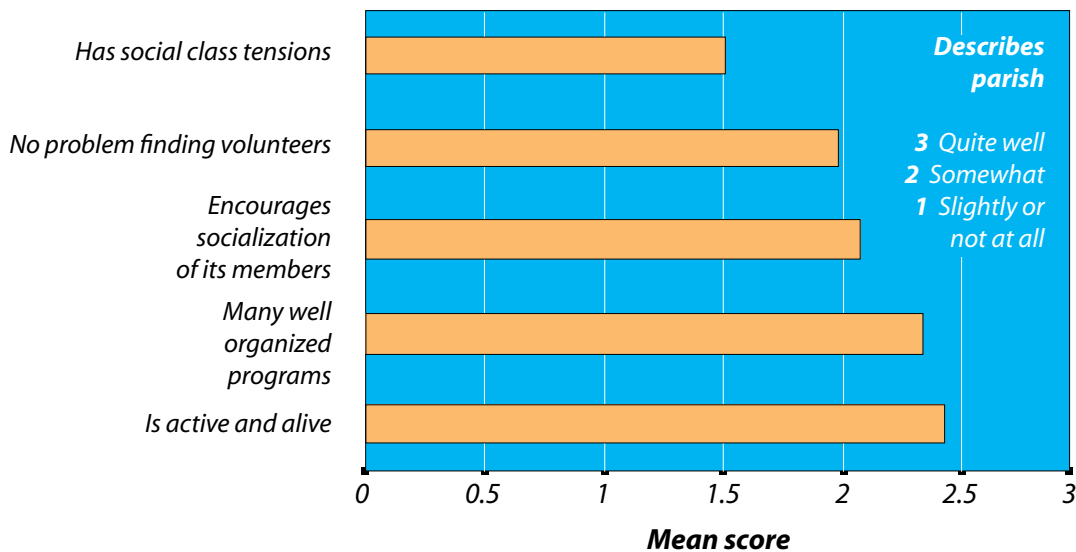
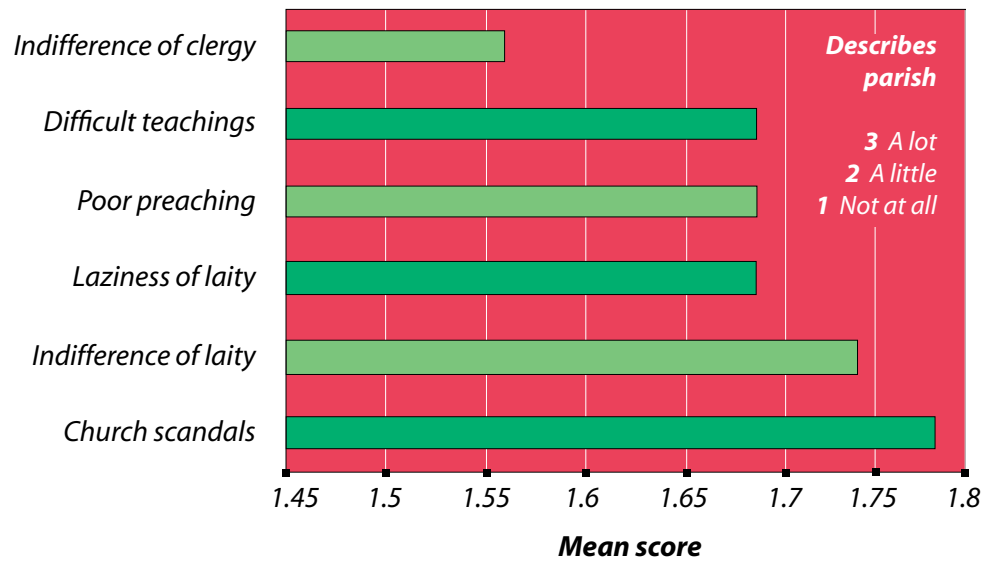


## Have you ever been presented with a report on the finances of your parish?



Responses	Count	%
Yes	916	53.60
No	794	46.40
<b>TOTAL</b>	<b>1,710</b>	<b>100.00</b>
Did not respond	140	
<b>TOTAL</b>	<b>1,850</b>	

## To what extent does each of the following contribute to the high absenteeism from Church involvement?



## How well does each of the following statements describe your parish?

## To what extent do you think each of the following is needed in your parish?

